

Current Student Survey

Fall 2024

QUICK FACTS

88%

Strongly agree/agree that CUNY SPH is committed to supporting a culture of diversity and inclusion

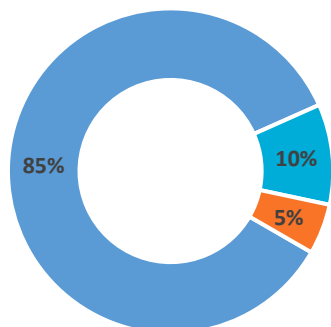
2.4 | 4.9

Years anticipated to complete master's | doctoral degree

80%

Employed, full-time (85%) or part-time (15%)

Overall Satisfaction



■ Very Satisfied/Satisfied
■ Neither Satisfied Nor Dissatisfied
■ Very Dissatisfied/Dissatisfied

65%

On track to graduate in time planned

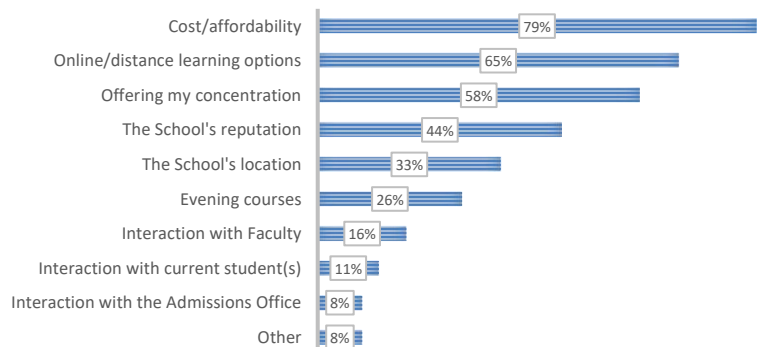
PURPOSE

Every year, CUNY Graduate School of Public Health and Health Policy (CUNY SPH) administers the Current Student Survey to gather data on student experiences to better understand their needs, as well as strengthen CUNY SPH's programs and services.

999 degree-seeking students received an invitation on October 16, 2024. 333 students responded to the survey, yielding a 33% response rate.

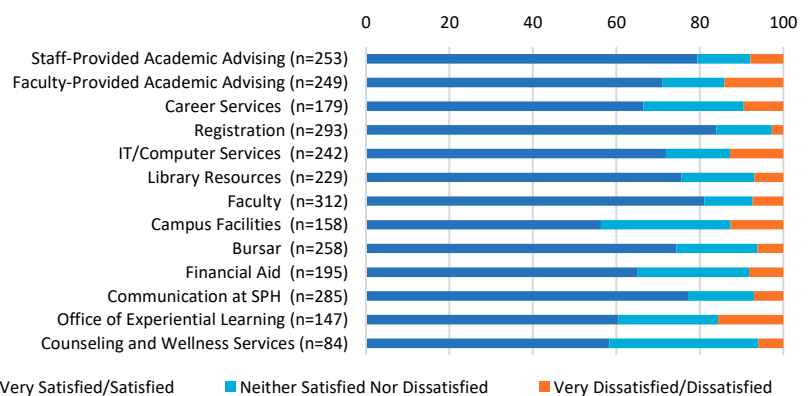
Why Students Enroll at CUNY SPH

Percentage of new students citing each reason for enrolling



Student Satisfaction by Service

Percentage of students who used each service reporting satisfaction



■ Very Satisfied/Satisfied ■ Neither Satisfied Nor Dissatisfied ■ Very Dissatisfied/Dissatisfied

What Prevents Students from Graduating

Percentage of students not on track citing each factor for delayed graduation

