

Current Student Survey

Fall 2022

QUICK FACTS

80%

Strongly agree/agree that CUNY SPH is committed to supporting a culture of diversity and inclusion

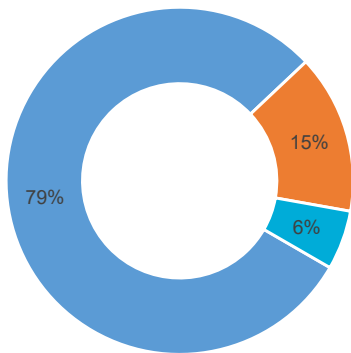
2.4 | 4.5

Years anticipated to complete master's | doctoral degree

87%

Employed, full-time (76%) or part-time (24%)

Overall Satisfaction



- Very Satisfied/Satisfied
- Neither Satisfied Nor Dissatisfied
- Very Dissatisfied/Dissatisfied

66%

On track to graduate in time planned

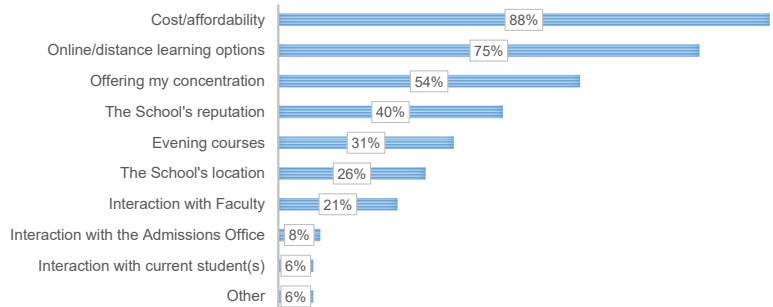
PURPOSE

Every year, CUNY Graduate School of Public Health and Health Policy (CUNY SPH) administers the Current Student Survey to gather data on student experiences to better understand their needs, as well as strengthen CUNY SPH's programs and services.

901 degree-seeking students received an invitation on October 28, 2022. 301 students responded to the survey, yielding a 33% response rate.

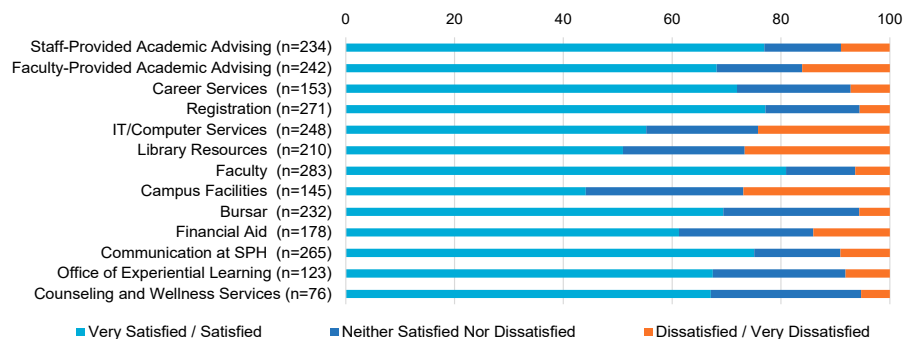
Why Students Enroll at CUNY SPH

For students completing the survey, here are the share who cited each of these reasons as a factor influencing their decision to enroll



Level of Satisfaction with Services

For students who used a service, here is the distribution of satisfaction



What Prevents Students from Graduating

For students who are not on track, here are the share who cited each of these reasons as a factor preventing them from graduating on time

