

Current Student Survey

Fall 2018

QUICK FACTS

77%

Very satisfied or satisfied at CUNY SPH

2.6 | 5.2

Years anticipated to complete
master's | doctoral degree

83%

Employed, full-time (78%) or part-time (22%)

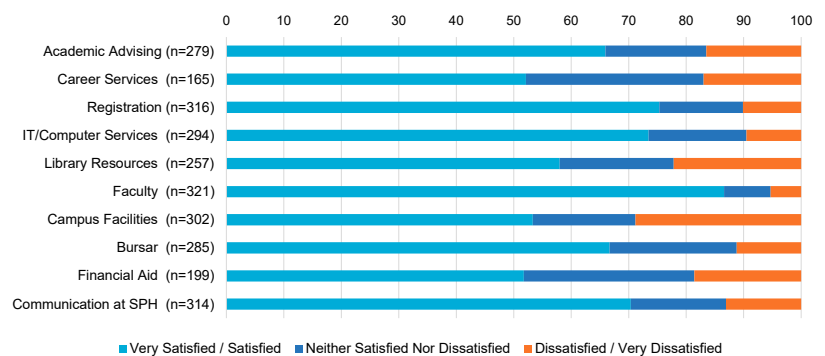
PURPOSE

Every Fall semester, CUNY Graduate School of Public Health and Health Policy (CUNY SPH) administers the Current Student Survey to gather data on student experiences to better understand their needs, as well as strengthen CUNY SPH's programs and services.

583 degree-seeking students received an invitation on October 29, 2018. 337 students responded to the survey, yielding a 58% response rate.

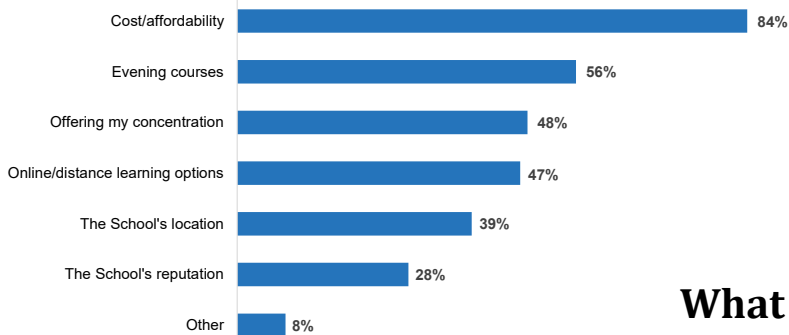
Level of Satisfaction with Services

For students who used a service, here is the distribution of satisfaction



Why Students Enroll At CUNY SPH

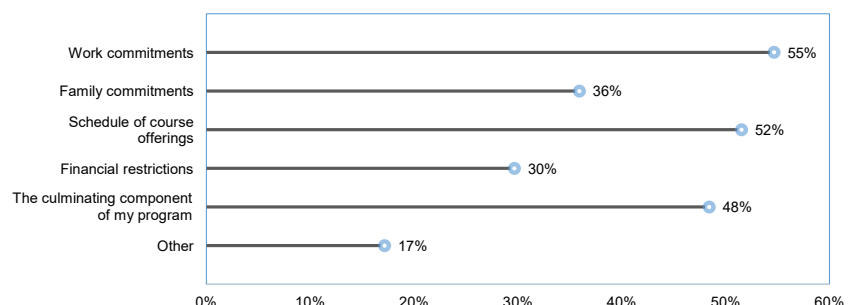
For students completing the survey, here are the share who cited each of these reasons as a factor influencing their decision to enroll



Cost /affordability is the most cited factor influencing students' decision to enroll at CUNY SPH

What Prevents Students from Graduating

For students who are not on track, here are the share who cited each of these reasons as a factor preventing them from graduating on time



61%

On track to graduate in time planned