

Current Student Survey

Fall 2017

QUICK FACTS

70%

Very satisfied or satisfied at CUNY SPH

4.9 | 8.4

Semesters anticipated to complete
master's | doctoral degree

85%

Employed, full-time (77%) or part-time (23%)

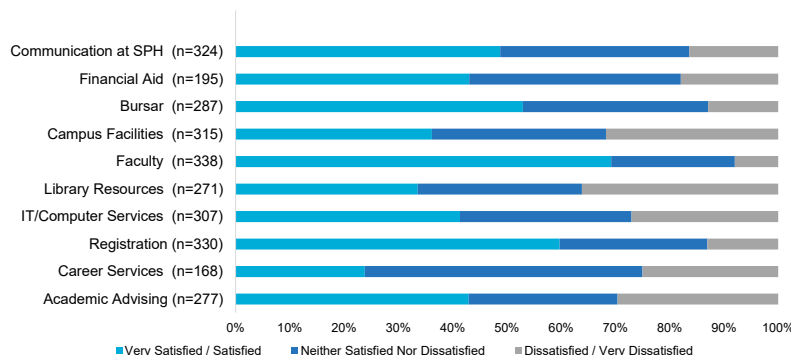
PURPOSE

Every Fall semester, CUNY Graduate School of Public Health and Health Policy (CUNY SPH) administers the Current Student Survey to gather data on student experiences to better understand their needs, as well as strengthen CUNY SPH's programs and services.

545 degree-seeking students received an invitation on October 16, 2017. 344 students responded to the survey, yielding a 63% response rate.

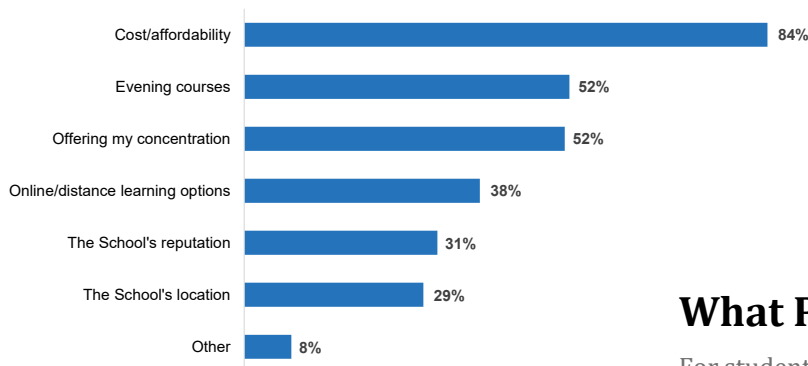
Level of Satisfaction with Services

For students who used a service, here is the distribution of satisfaction



Why Students Enroll At CUNY SPH

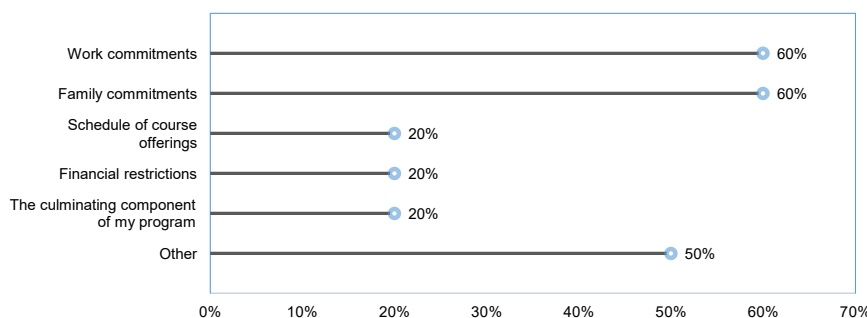
For students completing the survey, here are the share who cited each of these reasons as a factor influencing their decision to enroll



Cost /affordability is the most cited factor influencing students' decision to enroll at CUNY SPH

What Prevents Students from Graduating

For students who are not on track, here are the share who cited each of these reasons as a factor preventing them from graduating on time



95%

On track to graduate in time planned